

# Mediant™ SBA for Microsoft Skype for Business

Version 7.2

**Microsoft Partner**

Gold Communications





---

## Table of Contents

---

<b>1</b>	<b>Introduction .....</b>	<b>7</b>
1.1	Supported SBA Models .....	7
<b>2</b>	<b>New Features .....</b>	<b>9</b>
2.1	Software Update 7.2.214 .....	9
2.1.1	New PHP Version .....	9
<b>3</b>	<b>Previous Releases.....</b>	<b>13</b>
3.1	Software Update 7.2.115 .....	13
3.1.1	Access List for Web and RDP .....	13
3.2	Software Update 7.2.107 .....	14
3.2.1	Remote Burn.....	14
3.2.2	Default Teaming Support for the Two External NICs .....	14
3.2.3	SBA Alarm Tester .....	14
3.3	Software Update 7.2.105 .....	15
3.3.1	New AudioCodes Logo .....	15
3.4	Software Update 7.2.101 .....	16
3.4.1	May 2017 CU 6.0.9319.281 for Skype for Business .....	16
3.5	Software Update 7.2.100 .....	17
3.5.1	November 2016 CU 6.0.9319.272 for Skype for Business.....	17
3.5.2	Disable NICs in SBA Setup Wizard .....	17
3.5.3	Private Labeling .....	17
3.5.4	SBA for Mediant 800B CCE Appliance.....	17
3.5.5	Support Mediant 800B SBA with Celeron Kontron .....	17
3.5.6	SNMP Trap for Disk Space.....	17
3.5.7	SBA Technicians Group Domain.....	18
3.5.8	Domain Validation.....	18
3.5.9	SBC GW Certificate .....	18
3.5.10	Enhanced SNMP Configuration.....	18
3.5.11	Favicon to Browser .....	18
3.5.12	Consolidated Area for Software Upgrades .....	18
3.5.13	Additional Information in System Info Window .....	18
3.5.14	Default SBA-Gateway Leg in SBA Setup Wizard .....	19
3.5.15	Web Browser Support.....	19
3.6	Software Update 7.2.0 .....	20
3.6.1	November 2016 CU 6.0.9319.272 for Skype.....	20
3.6.2	Disable NICs in SBA Setup Wizard .....	20
3.6.3	Private Labeling .....	20
3.6.4	SBA for Mediant 800B CCE Appliance.....	20
3.6.5	Support Mediant 800B SBA with Celeron Kontron .....	20
3.6.6	SNMP Trap for Disk Space.....	20
3.6.7	SBA Technicians Group Domain.....	20
3.6.8	Domain Validation.....	20
3.6.9	SBC GW Certificate .....	21
3.6.10	Enhanced SNMP Configuration.....	21
3.6.11	Favicon to Browser .....	21
3.6.12	Consolidated Area for Software Upgrades .....	21
3.6.13	Additional Information in System Info Window .....	21
3.6.14	Default SBA-Gateway Leg in SBA Setup Wizard.....	21
3.6.15	Web Browser Support.....	22

**4 Known and Resolved Constraints .....23**  
**A Checking Current PHP Version and Location .....25**

## Notice

Information contained in this document is believed to be accurate and reliable at the time of printing. However, due to ongoing product improvements and revisions, AudioCodes cannot guarantee accuracy of printed material after the Date Published nor can it accept responsibility for errors or omissions. Updates to this document can be downloaded from <https://www.audiocodes.com/library/technical-documents>.

This document is subject to change without notice.

Date Published: July-20-2020

## WEEE EU Directive

Pursuant to the WEEE EU Directive, electronic and electrical waste must not be disposed of with unsorted waste. Please contact your local recycling authority for disposal of this product.

## Customer Support

Customer technical support and services are provided by AudioCodes or by an authorized AudioCodes Service Partner. For more information on how to buy technical support for AudioCodes products and for contact information, please visit our Web site at <https://www.audiocodes.com/services-support/maintenance-and-support>.

## Abbreviations and Terminology

Each abbreviation, unless widely used, is spelled out in full when first used.

Throughout this manual and unless otherwise specified, the term *device* refers to the AudioCodes Mediant SBA.

## Related Documentation

Document Name
Mediant 800B SBA for Skype for Business Installation and Maintenance Manual Ver. 7.2
Mediant 1000B SBA for Skype for Business Installation and Maintenance Manual Ver. 7.2
SBA Pro User's Guide

## Document Revision Record

LTRT	Description
38923	Software update Version 7.2.0
38924	Software update Version 7.2.100-115
38925	Software update Version 7.2.214

## Documentation Feedback

AudioCodes continually strives to produce high quality documentation. If you have any comments (suggestions or errors) regarding this document, please fill out the Documentation Feedback form on our Web site at <https://online.audiocodes.com/documentation-feedback>.

# 1 Introduction

This document describes the new features, known constraints, and resolved constraints of AudioCodes Mediant Survivable Branch Appliance (SBA) Version 7.2 for Microsoft Skype for Business.

## 1.1 Supported SBA Models

This release supports the following Mediant SBA models and corresponding Gateway and E-SBC software versions:

**Table 1-1: Supported Mediant SBA Models and Compatible Gateway/E-SBC Software Versions**

Mediant SBA Model	Gateway & E-SBC Software Version
Mediant 800B SBA	7.2.100 or later
Mediant 1000B SBA	7.2.100 or later

**This page is intentionally left blank.**



## 2 New Features

This section shows the new features introduced in this version.

### 2.1 Software Update 7.2.214

This software update includes the following new features.

#### 2.1.1 New PHP Version

Version 7.4.5 currently supports the PHP Upgrade procedure as well as a new PHP Software Kit which can be downloaded from:

[https://downloads-audiocodes.s3.eu-central-1.amazonaws.com/SBA/Skype+SBA+7.2.214/GUI+Update/Required+PHP+downloads/PHP\\_7.4.5.zip](https://downloads-audiocodes.s3.eu-central-1.amazonaws.com/SBA/Skype+SBA+7.2.214/GUI+Update/Required+PHP+downloads/PHP_7.4.5.zip)

The downloaded .zip file contains two items:

- PHP folder
- VC\_redist\_x86.exe

The procedure below describes how to perform the PHP upgrade procedure.

➤ **To perform the PHP upgrade:**

1. Unzip and copy the PHP folder to the 'C' drive's root partition.
2. Check where the current PHP version is installed (see Appendix A).
3. Copy the *php.ini* file from the current path to the new PHP version path.
4. Open the *php.ini* file that you have just copied and modify the following field to point to the new path:

```
extension_dir=" C:\PHP\ext\"
```

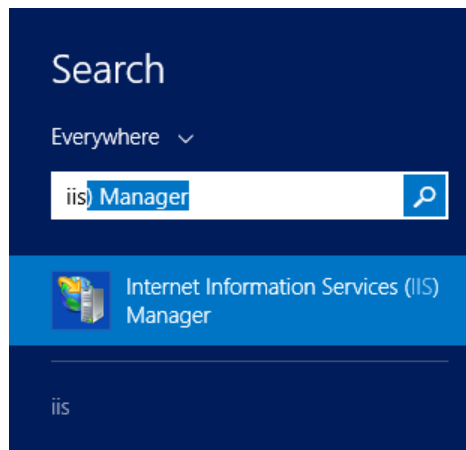


**Note:** Install the required VC runtime according to the PHP version.

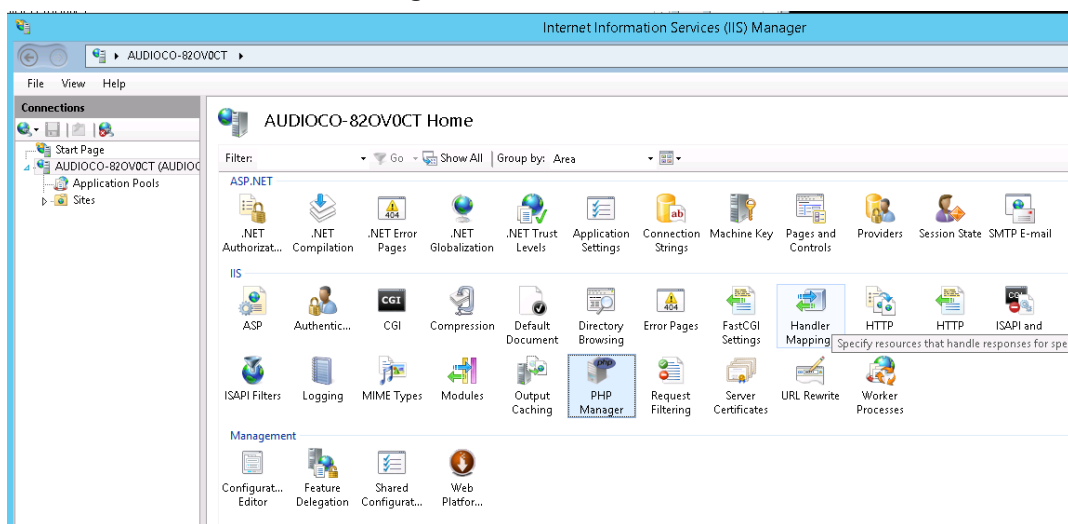
5. Version 7.4.x requires **Visual C++ Redistributable for Visual Studio 2015-2019 for x86**. Run the .exe file that you downloaded, and then register the PHP version.

➤ **To register the PHP version:**

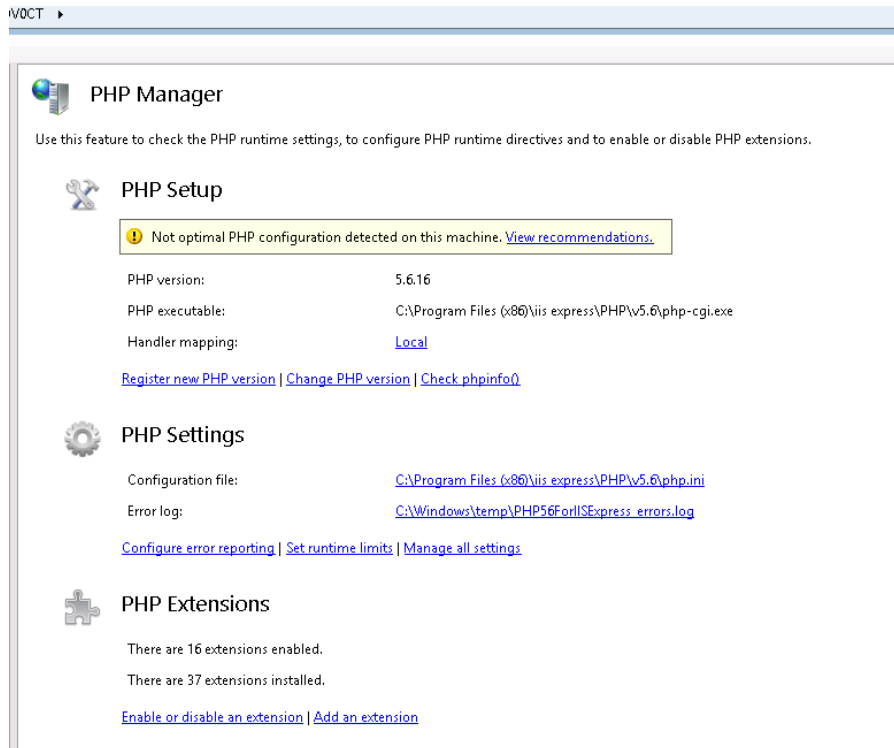
1. Click **Start** and enter "IIS" to access the IIS Manager.



2. Double-click **PHP Manager**.

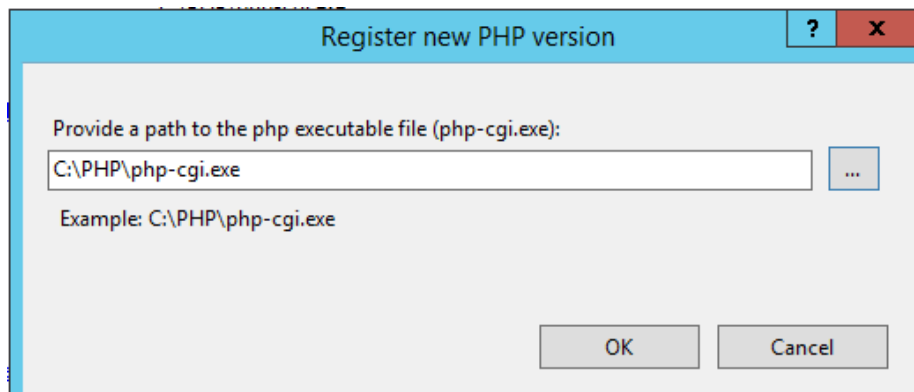


### 3. Select **Register New PHP Version**.

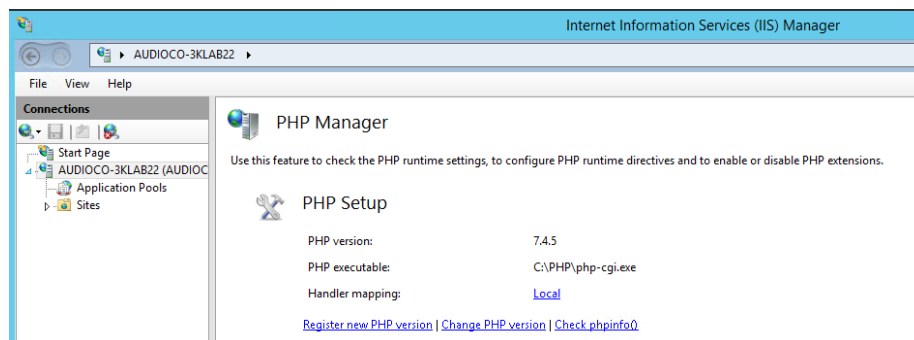


4. Browse to the new PHP directory and then select the *php-cgi.exe* file.

5. Click **OK**.



6. Confirm that the PHP version was changed to the one you installed.



**This page is intentionally left blank.**

## 3 Previous Releases

### 3.1 Software Update 7.2.115

This software update includes the following new features.

#### 3.1.1 Access List for Web and RDP

Access to the SBA Web interface and to Microsoft Remote Desktop Protocol (RDP) can be limited from specific IPs / subnets. Access is open from any IP *by default*, but network administrators can limit access in the Web interface through a list of IPs / subnets.

## 3.2 Software Update 7.2.107

This software update includes the following new features.

### 3.2.1 Remote Burn

A new capability has been added to the SBA's Web interface to perform soft recover of the SBA; the soft recover re-images the SBA remotely, without requiring the use of USB. The image used is from D partition. The same SBA image as the one used to burn the SBA on the previous occasion is used by default. If it's necessary to burn a different SBA image, the image can be replaced by replacing the existing *wim* file.

When updating an existing SBA to this new version, the upgrade file does not include the remote burn package. It must be downloaded separately and installed to the SBA via RDP. The SBA GUI provides the download link in case the remote burn package is not installed on the SBA.

### 3.2.2 Default Teaming Support for the Two External NICs

The 'SbaConfig' service creates a network team from two external NICs (if available). External NICs are defined in the NIC mapping script.

After a network team is created, it's exposed to the application as a single external NIC.

A new configuration parameter 'disableExternalTeam' has been added with a default value of 'False'. If set to 'True', a network team is not created and if a network team already exists, it is deleted upon startup.

### 3.2.3 SBA Alarm Tester

A new page has been added to the Web interface for sending a test alarm to the EMS / OVOC, in Tools / SBA Alarm Tester.

### **3.3 Software Update 7.2.105**

This software update includes the following new features.

#### **3.3.1 New AudioCodes Logo**

The new AudioCodes logo is displayed on the SBA Web interface.

## **3.4 Software Update 7.2.101**

This software update includes the following new features.

### **3.4.1 May 2017 CU 6.0.9319.281 for Skype for Business**

The Mediant SBAs can be updated with May 2017 cumulative update (CU) 6.0.9319.281 for Microsoft Skype for Business Server 2015. The update can be installed on SBAs without upgrading them to Version 7.2.



## 3.5 Software Update 7.2.100

This software update includes the following new features.

### 3.5.1 November 2016 CU 6.0.9319.272 for Skype for Business

The Mediant SBAs can be updated with November 2016 cumulative update (CU) 6.0.9319.272 for Microsoft Skype for Business Server 2015. The update can be installed on SBAs without upgrading them to Version 7.2

### 3.5.2 Disable NICs in SBA Setup Wizard

The SBA Setup Wizard allows the administrator to disable NICs on the Mediant SBA that are not needed. The option is provided in the existing Network Topology wizard page. If there is only one network adapter, it cannot be disabled.

### 3.5.3 Private Labeling

Private labeling of the GUI has been enhanced to include more elements in the GUI.

### 3.5.4 SBA for Mediant 800B CCE Appliance

The SBA can now be installed on AudioCodes Mediant 800B CCE Appliance (Intel Core i7 processor, 32 G).

### 3.5.5 Support Mediant 800B SBA with Celeron Kontron

This version supports Mediant 800B SBA with Celeron Kontron (4 GB) and the network configuration map accurately maps the NIC cards.

### 3.5.6 SNMP Trap for Disk Space

A new SNMP trap (OID 1.3.6.1.4.1.5003.9.30.2.2.0.4) has been introduced, which is sent if the disk (C) usage level exceeds configured thresholds. The threshold can be configured in the snmp\_sba.ini under C:\SBA (requires service restart for the changes to take effect). The default thresholds (in percentage):

- 80% - Major alarm is sent if utilization is between 80 and 90%
- 90% - Critical alarm is sent if utilization is over 90%

### 3.5.7 SBA Technicians Group Domain

Joining domain configuration now includes an optional support for adding the RTCUniversalSBATEchnicians group domain. This is provided by the following new fields under the Advanced SBA Technicians Group Domain group on the SBA Setup Wizard's Join to Domain page:

- SBA Technicians Group Domain Name
- SBA Technicians Group Domain User
- SBA Technicians Group Domain Password

### 3.5.8 Domain Validation

Prior to joining the domain, the SBA Management Interface verifies the domain's credentials (username/password).

### 3.5.9 SBC GW Certificate

A new item has been added to manage the SBC/Gateway certificate and trusted certificates. The item is called "SBC GW Certificate" and is located under **Setup** menu > **Setup** folder. This is supported only from SBC/Gateway Version 7.2.100 and later.

### 3.5.10 Enhanced SNMP Configuration

SNMP configuration now includes only one community string for traps, one community name for read/write privileges, and one community name for read privileges. The SNMP server accepts requests that contain the configured community name ('Accepted community names'). Once SNMP is configured, the SNMP service is automatically restarted and configuration then takes effect.

The SNMP service can restrict access to configured managers ('SNMP Trusted Managers'). The SNMP service supports many host addresses that may access the SNMP service. The feature is disabled when selecting 'Accept SNMP packets from any hosts'.

### 3.5.11 Favicon to Browser

A favicon (AudioCodes logo) now appears on the Web browser's tab for the SBA Management Interface.

### 3.5.12 Consolidated Area for Software Upgrades

The SBA Upgrade page (**Setup** menu > **Setup** folder) now enables SBA Management Interface upgrade as well as installation of Cumulative Updates for Skype for Business.

### 3.5.13 Additional Information in System Info Window

The System Info window (arrow next to username on toolbar > **Info**) now displays additional software version information.

### 3.5.14 Default SBA-Gateway Leg in SBA Setup Wizard

The default ports and protocols in the SBA Setup Wizard for the SBA leg interfacing with the SBC/Gateway have changed:

- 'Transport Type' – UDP option removed
- When 'Transport Type' is set to **TCP**, the default 'Destination Port' is 5068, 'Listening Port' is 5066, and 'Media Protocol' is RTP.
- When 'Transport Type' is set to **TLS**, the default 'Destination Port' is 5067, 'Listening Port' is 5067, and 'Media Protocol' is SRTP.

### 3.5.15 Web Browser Support

The SBA Management Interface is now supported by the following Web browsers:

- Internet Explorer 10 and later (with HTML 5 support and with Compatibility View mode disabled)
- Mozilla Firefox 35.01 or later
- Google Chrome 40.0.2214 or later

## 3.6 Software Update 7.2.0

This software update includes the following new features.

### 3.6.1 November 2016 CU 6.0.9319.272 for Skype

The Mediant SBAs can be updated with November 2016 cumulative update (CU) 6.0.9319.272 for Microsoft Skype for Business Server 2015. The update can be installed on SBAs without upgrading them to Version 7.2.4.

### 3.6.2 Disable NICs in SBA Setup Wizard

The SBA Setup Wizard allows the administrator to disable NICs on the Mediant SBA that are not needed. The option is provided in the existing Network Topology wizard page. If there is only one network adapter, it cannot be disabled.

### 3.6.3 Private Labeling

Private labeling of the GUI has been enhanced to include more elements in the GUI.

### 3.6.4 SBA for Mediant 800B CCE Appliance

The SBA can now be installed on AudioCodes Mediant 800B CCE Appliance (Intel Core i7 processor, 32 G).

### 3.6.5 Support Mediant 800B SBA with Celeron Kontron

This version supports Mediant 800B SBA with Celeron Kontron (4 GB) and the network configuration map accurately maps the NIC cards.

### 3.6.6 SNMP Trap for Disk Space

A new SNMP trap (OID 1.3.6.1.4.1.5003.9.30.2.2.0.4) has been introduced, which is sent if the disk (C) usage level exceeds configured thresholds. The threshold can be configured in the snmp\_sba.ini under C:\SBA (requires service restart for the changes to take effect). The default thresholds (in percentage):

- 80% - Major alarm is sent if utilization is between 80 and 90%
- 90% - Critical alarm is sent if utilization is over 90%

### 3.6.7 SBA Technicians Group Domain

Joining domain configuration now includes an optional support for adding the RTCUniversalSBATEchnicians group domain. This is provided by the following new fields under the Advanced SBA Technicians Group Domain group on the SBA Setup Wizard's Join to Domain page:

- SBA Technicians Group Domain Name
- SBA Technicians Group Domain User
- SBA Technicians Group Domain Password

### 3.6.8 Domain Validation

Prior to joining the domain, the SBA Management Interface verifies the domain's credentials (username/password).

### 3.6.9 SBC GW Certificate

A new item has been added to manage the SBC/Gateway certificate and trusted certificates. The item is called "SBC GW Certificate" and is located under **Setup** menu > **Setup** folder. This is supported only from SBC/Gateway Version 7.2.100 and later.

### 3.6.10 Enhanced SNMP Configuration

SNMP configuration now includes only one community string for traps, one community name for read/write privileges, and one community name for read privileges. The SNMP server accepts requests that contain the configured community name ('Accepted community names'). Once SNMP is configured, the SNMP service is automatically restarted and configuration then takes effect.

The SNMP service can restrict access to configured managers ('SNMP Trusted Managers'). The SNMP service supports many host addresses that may access the SNMP service. The feature is disabled when selecting 'Accept SNMP packets from any hosts'.

### 3.6.11 Favicon to Browser

A favicon (AudioCodes logo) now appears on the Web browser's tab for the SBA Management Interface.

### 3.6.12 Consolidated Area for Software Upgrades

The SBA Upgrade page (**Setup** men > **Setup** folder) now enables SBA Management Interface upgrade as well as installation of Cumulative Updates for Skype for Business.

### 3.6.13 Additional Information in System Info Window

The System Info window (arrow next to username on toolbar > **Info**) now displays additional software version information.

### 3.6.14 Default SBA-Gateway Leg in SBA Setup Wizard

The default ports and protocols in the SBA Setup Wizard for the SBA leg interfacing with the SBC/Gateway have changed:

- 'Transport Type' – UDP option removed
- When 'Transport Type' is set to **TCP**, the default 'Destination Port' is 5068, 'Listening Port' is 5066, and 'Media Protocol' is RTP.
- When 'Transport Type' is set to **TLS**, the default 'Destination Port' is 5067, 'Listening Port' is 5067, and 'Media Protocol' is SRTP.

### 3.6.15 Web Browser Support

The SBA Management Interface is now supported by the following Web browsers:

- Internet Explorer 10 and later (with HTML 5 support and with Compatibility View mode disabled)
- Mozilla Firefox 35.01 or later
- Google Chrome 40.0.2214 or later

## 4 Known and Resolved Constraints

The table below shows the known and resolved constraints.

**Table 4-1: Known and Resolved Constraints**

Incident	Discover Version	Resolved Version	Description
141078	7.2.22	-	To perform a request certificate operation (automatic enrolment of certificate), you need to log on to the SBA Web Management Interface with the user that has credentials for the CA and SBA. Alternatively, prepare the certificate manually by downloading a CSR.
141208	7.2.22	-	A pending certificate request is not supported when requesting a certificate for the Gateway/SBC.
141209	7.2.23	-	SNMP community strings for traps and SNMP MIB Get must be different.
151651	7.2.113	7.2.115	The external NIC sometimes shows an empty network card name.
151650	7.2.113	7.2.115	The network external Team interface name is incorrect on the Network page.
146593	7.2.101	7.2.113	'ReadOnly' appears twice in the SNMP Web interface page.
150208	7.2.103	7.2.107	The SNMP Service alarm is not triggered.
-	7.2.103	7.2.107	SNMP traps support only a single community string for all destinations. Now, different community strings can be configured per trap destination.
141027	7.2.20	7.2.23	Default SNMP community string values such as 'public' and 'private' are accepted even when they are not configured as community strings. Now, the SBA rejects them unless configured in 'Accepted community names'.
-	7.2.103	7.2.107	The source text of SNMP traps is the service name and not the service display name. Now, the source of the services SNMP alarms is the service display name.
-	7.2.103	7.2.107	The severity of the Memory Usage trap of the first threshold is a Warning (instead of Major). Now, the severity is Major.
-	7.2.103	7.2.107	The severity of the CPU Usage trap of the first threshold is Warning (instead of Major). Now, the severity is Major.
-	7.2.103	7.2.107	The SBA Setup Wizard collects information for the Gateway/SBC call manipulation. If it's a Gateway template, the manipulation erroneously appears in the ini file in the SBC section instead of the Gateway section. Now, it appears in the Gateway section.

**This page is intentionally left blank.**

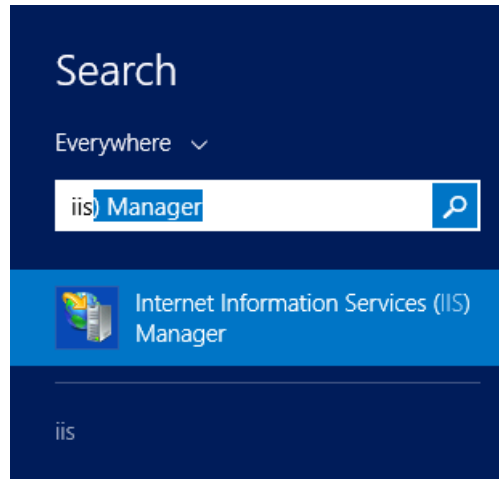


# A Checking Current PHP Version and Location

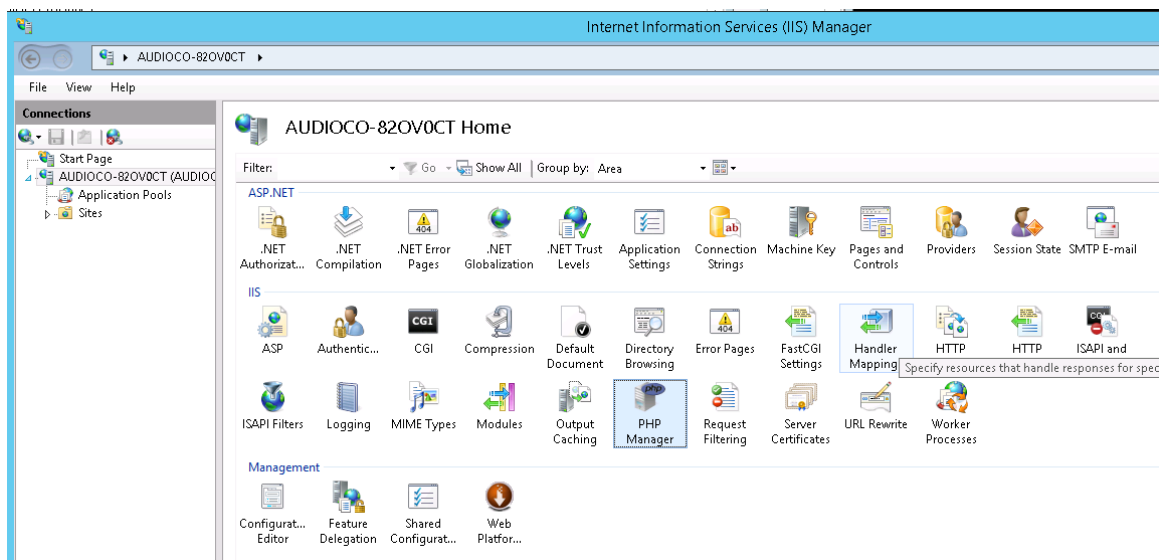
This section describes how to check what the current PHP version is and where on your PC it has been installed.

➤ **To check the current PHP version and location:**

1. Click the **Windows Start** button and enter "IIS" to access the IIS Manager.



2. Double-click the **PHP Manager** icon.



- 3. The current PHP version and the path from where its running is shown under **PHP Setup**.

The screenshot shows the 'PHP Manager' window. At the top, it says 'Use this feature to check the PHP runtime settings, to configure PHP runtime directives and to enable or disable PHP extensions.' Below this are three main sections: 'PHP Setup' with a warning icon and a message 'Not optimal PHP configuration detected on this machine. View recommendations.', 'PHP Settings' with a gear icon and configuration details, and 'PHP Extensions' with a puzzle piece icon and extension counts.

**PHP Manager**  
Use this feature to check the PHP runtime settings, to configure PHP runtime directives and to enable or disable PHP extensions.

**PHP Setup**  
⚠ Not optimal PHP configuration detected on this machine. [View recommendations.](#)

PHP version: 5.6.16  
PHP executable: C:\Program Files (x86)\iis express\PHP\v5.6\php-cgi.exe  
Handler mapping: [Local](#)

[Register new PHP version](#) | [Change PHP version](#) | [Check phpinfo\(\)](#)

**PHP Settings**  
⚙ Configuration file: [C:\Program Files \(x86\)\iis express\PHP\v5.6\php.ini](#)  
Error log: [C:\Windows\temp\PHP56ForIISExpress\\_errors.log](#)

[Configure error reporting](#) | [Set runtime limits](#) | [Manage all settings](#)

**PHP Extensions**  
🧩 There are 16 extensions enabled.  
There are 37 extensions installed.

[Enable or disable an extension](#) | [Add an extension](#)

**This page is intentionally left blank.**

**International Headquarters**

1 Hayarden Street,  
Airport City  
Lod 7019900, Israel  
Tel: +972-3-976-4000  
Fax: +972-3-976-4040

**AudioCodes Inc.**

200 Cottontail Lane  
Suite A101E  
Somerset NJ 08873  
Tel: +1-732-469-0880  
Fax: +1-732-469-2298

**Contact us:** <https://www.audiocodes.com/corporate/offices-worldwide>

**Website:** [www.audiocodes.com](http://www.audiocodes.com)

©2020 AudioCodes Ltd. All rights reserved. AudioCodes, AC, HD VoIP, HD VoIP Sounds Better, IPmedia, Mediant, MediaPack, What's Inside Matters, OSN, SmartTAP, User Management Pack, VMAS, VoIPerfect, VoIPerfectHD, Your Gateway To VoIP, 3GX, VocaNom, AudioCodes One Voice, AudioCodes Meeting Insights, AudioCodes Room Experience and CloudBond are trademarks or registered trademarks of AudioCodes Limited. All other products or trademarks are property of their respective owners. Product specifications are subject to change without notice.

Document #: LTRT-38925

