

# Product Notice #0288

## AudioCodes Releases SBA Management Interface Version 1.1.12.84

### Notice Subject

AudioCodes has released an update for the SBA Management Interface for Microsoft® Lync™ Server (Lync Server 2010 and Lync Server 2013).

### Notice Date

April, 2016

### Notice Effective Date

Immediate

### Affected Product Family / Part Numbers

- Mediant 800 SBA
- Mediant 800 SBA-N
- Mediant 1000B SBA-ES
- Mediant 1000B SBA-EO

### Notice Details

AudioCodes has released an updated SBA Management Interface—Version 1.1.12.84—for its Mediant™ Survivable Branch Appliance (SBA) product line. This version provides the following enhancements:

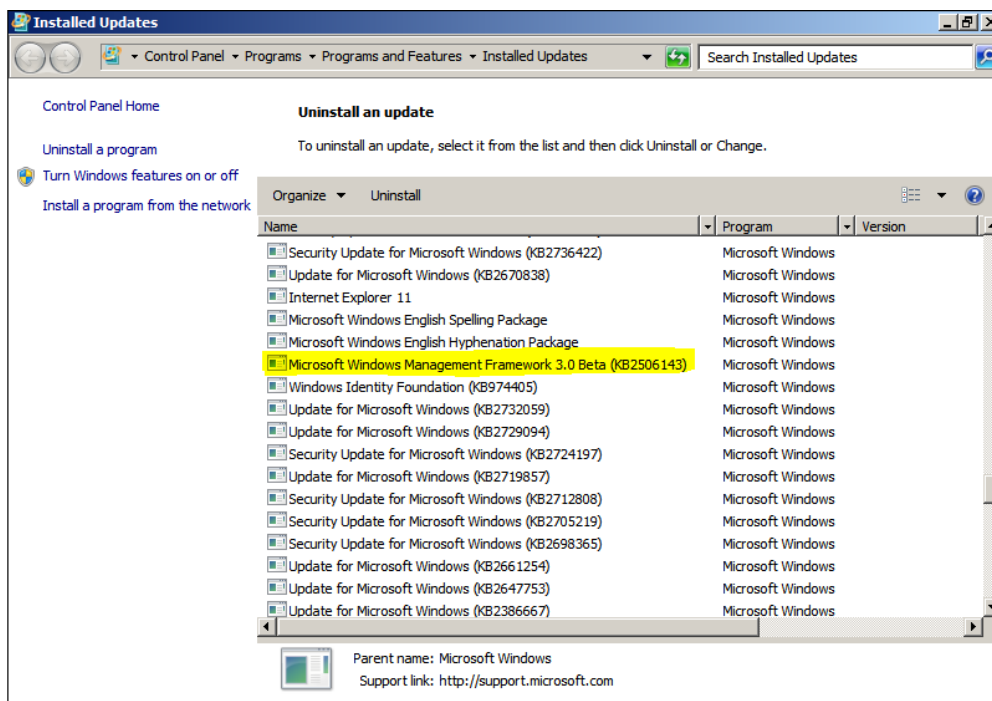
- ProConnect support – from this version, the SBA Management Interface informs the ProConnect server whether the new image was successfully or unsuccessfully installed
- Single installation (exe) file for both Mediant 800 and Mediant 1000 devices



**Note:** The following procedure is applicable for SBA running a version older than 1.1.12.62. For SBA running Version 1.1.12.62 or later, you can simply use the upgrade script, which can be downloaded from <https://audiocodes.sharefile.com/d-s472448fe2464dfa9>.

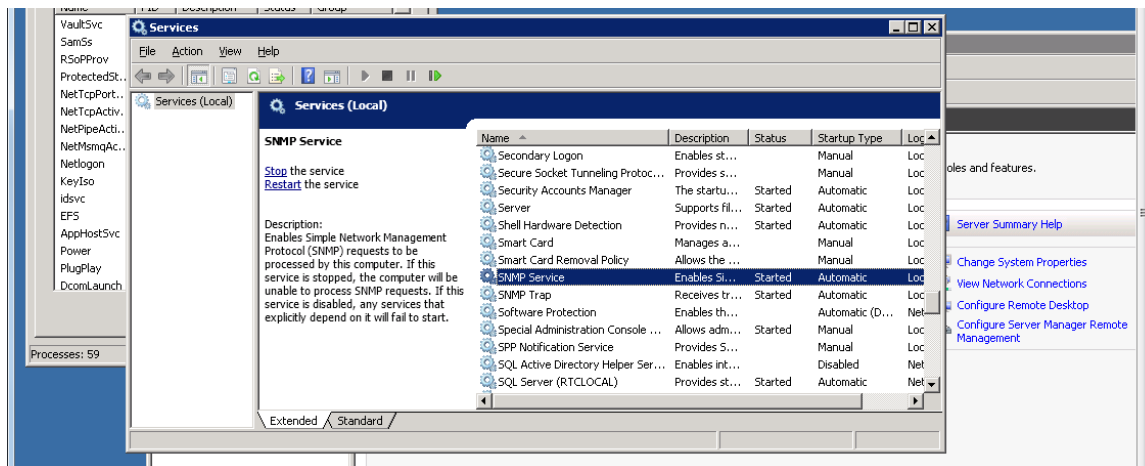
**To upgrade the SBA Management Interface to Version 1.1.12.84, do the following:**

1. Connect to the SBA server through Remote Desktop Protocol (RDP).
2. **(Lync 2013 Only)** Uninstall the Windows Management Framework 3.0 (WMF) beta file version: Navigate to the Installed Updates window and uninstall **Microsoft Windows Management Framework 3.0 Beta (KB2506143)**:

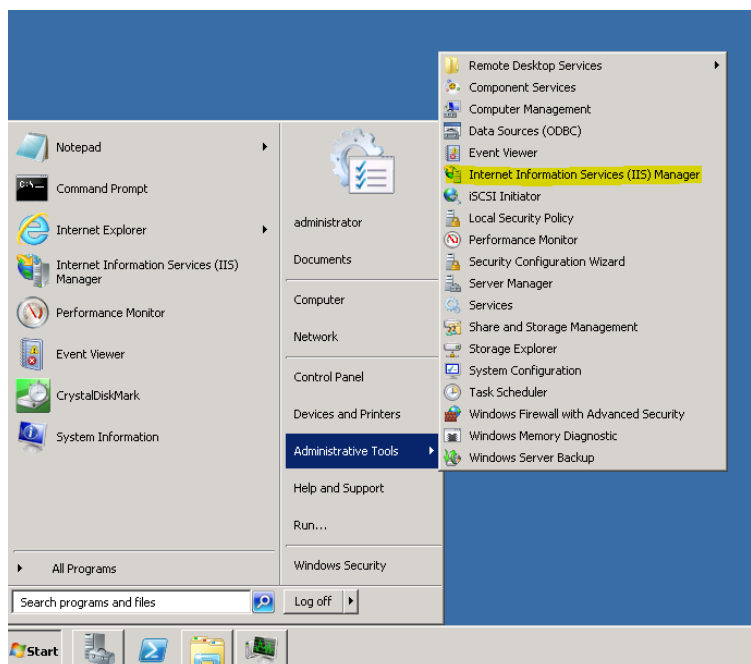


3. **(Lync 2013 Only)** Restart the SBA server.
4. Download the WMF 3.0 file (*Windows6.1-KB2506143-x64.msu*) from Microsoft's Web site at <https://www.microsoft.com/en-us/download/details.aspx?id=34595>.
5. Install the downloaded WMF 3.0 file on the SBA server.
6. Restart the SBA server.

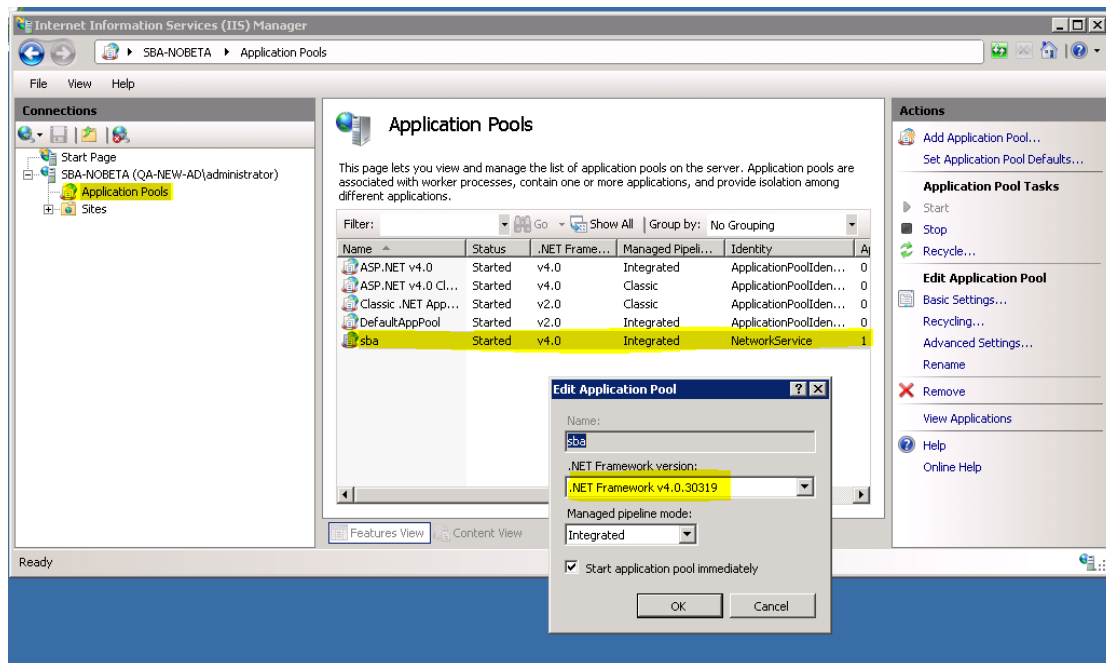
7. Navigate to the Services window, and then stop the **SNMP Service** and **BOAService** services:



8. Download the SBA Management Interface Version 1.1.12.84 file relevant to your product (Mediant 800 or Mediant 1000) from AudioCodes Web site at [www.audiocodes.com](http://www.audiocodes.com).
9. Unzip the downloaded file.
10. Copy and replace the files to *c:\SBA*.
11. Verify that the Microsoft .NET Framework running on your SBA server is Version 4.5.1 or later. If not, download Version 4.5.1 or later from Microsoft's Web site (e.g., <https://www.microsoft.com/en-us/download/details.aspx?id=40773>), and then install it on your SBA server.
12. Open the IIS Manager window:



13. In the Connections pane, open the Application Pools page, double-click the **SBA** entry, and then change the .NET Framework version to **NET Framework V4.0.30319**:



14. Open CMD and run the following command:

```
del c:\windows\temp\Get-CsWindows*
```



**Note:** The above command deletes temporary files from the *windows\temp* directory. If there are many temporary files to be deleted, this action may affect SBA performance. Therefore, it is recommended to perform the action when service will not be adversely affected.

15. Restart the SBA server.